

CLASSICAL AND MOTIVIC ADAMS-NOVIKOV CHARTS

DANIEL C. ISAKSEN

ABSTRACT. This document contains large-format Adams-Novikov charts that compute the classical 2-complete stable homotopy groups. The charts are essentially complete through the 59-stem. We believe that these are the most accurate and extensive charts of their kind. We also include a motivic Adams-Novikov E_∞ chart.

This document contains large-format Adams-Novikov charts that compute the classical 2-complete stable homotopy groups. The charts are essentially complete through the 59-stem. We believe that these are the most accurate and extensive charts of their kind. We also include a motivic Adams-Novikov E_∞ chart. The charts are intended to be viewed electronically. The author can supply versions that are suitable for printing.

Justifications for these calculations appear in [1].

1. THE E_2 -PAGE OF THE ADAMS-NOVIKOV SPECTRAL SEQUENCE

This chart shows the E_2 -page of the classical Adams-Novikov spectral sequence through the 59-stem, together with all differentials. Beyond the 47-stem, there are some uncertainties, which are indicated on the chart.

For legibility, the chart is split into two pieces. The well-understood α family and its α_1 multiples are depicted on a separate grid.

The names of elements are essentially arbitrary and do not necessarily reflect structure.

- (1) Solid dots indicate copies of $\mathbb{Z}/2$.
- (2) Open circles indicate copies of $\mathbb{Z}/4$.
- (3) Solid squares indicate copies of $\mathbb{Z}/8$.
- (4) Open squares indicate copies of $\mathbb{Z}/2^k$ for some $k \geq 4$. The default value of k is 4, unless shown otherwise on the chart. The value $k = \infty$ indicates a copy of \mathbb{Z}_2 .
- (5) Lines of slope 1 indicate α_1 multiplications.
- (6) Arrows of slope 1 indicate infinitely many α_1 multiplications.
- (7) Lines of slope $1/3$ indicate $\alpha_{2/2}$ multiplications.
- (8) Magenta lines indicate that an extension equals 2 times a generator. For example, $\alpha_{2/2}^2 \tau_{14}$ equals $2\tau_{20,4}$ in the 20-stem.
- (9) Orange lines indicate that an extension equals 4 times a generator. For example, $\alpha_{1/2}^3 \tau_{20,2}$ equals $4\tau_{23}$ in the 23-stem.
- (10) Red lines of slope -3 indicate Adams-Novikov d_3 differentials.
- (11) Blue lines of slope -5 indicate Adams-Novikov d_5 differentials.
- (12) Green lines of slope -7 indicate Adams-Novikov d_7 differentials.
- (13) Purple lines of slope -9 indicate Adams-Novikov d_9 differentials.
- (14) Gray dots indicate elements that may or may not exist in the Adams-Novikov spectral sequence. The first of these occurs in the 54-stem.
- (15) Brown dashed boxes indicate possible 2 extensions that we have been unable to verify. The first of these occurs in the 54-stem.
- (16) Dashed lines of slope 1 and slope $1/3$ indicate possible α_1 and $\alpha_{2/2}$ extensions that we have not been able to verify. The first of these occurs in the 47-stem.
- (17) Dashed lines of slope -2 indicate possible d_3 differentials. These differentials occur if and only if their source elements exist. The first of these occurs in the 55-stem.

2. THE E_∞ -PAGE OF THE ADAMS-NOVIKOV SPECTRAL SEQUENCE

This chart indicates the E_∞ -page of the classical Adams-Novikov spectral sequence, together with hidden extensions by 2 , η , and ν . Beyond the 48-stem, there are some uncertainties.

See Section 1 for instructions on interpreting the chart. In addition,

- (1) Olive lines indicate hidden 2 extensions.
- (2) Purple lines indicate hidden η extensions.
- (3) Brown lines indicate hidden ν extensions.
- (4) Dashed lines indicate possible 2, η , and ν extensions that we have been unable to verify.

3. THE E_∞ -PAGE OF THE MOTIVIC ADAMS-NOVIKOV SPECTRAL SEQUENCE

This chart indicates the E_∞ -page of the motivic Adams-Novikov spectral sequence. Beyond the 48-stem, there are some uncertainties.

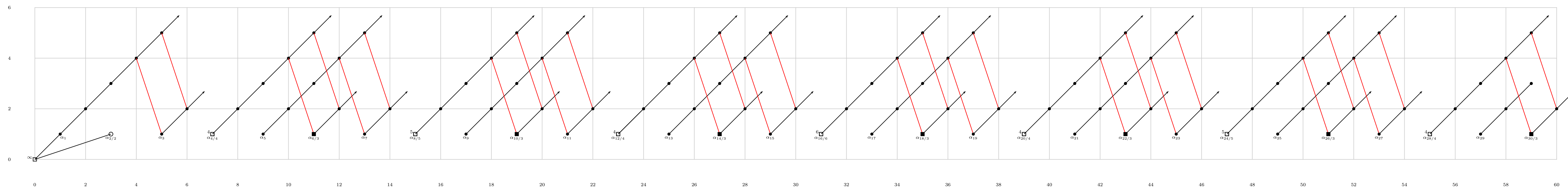
See Section 1 for instructions on interpreting the chart. In addition,

- (1) Red dots indicate copies of $\mathbb{Z}/2[\tau]/\tau$.
- (2) Blue dots indicate copies of $\mathbb{Z}/2[\tau]/\tau^2$.
- (3) Purple dots indicate copies of $\mathbb{Z}/2[\tau]/\tau^4$.
- (4) Green dots indicate copies of $\mathbb{Z}/2[\tau]/\tau^8$.
- (5) Green squares with blue centers indicate copies of $\mathbb{Z}/8[\tau]/(\tau^3, 2\tau^2)$.

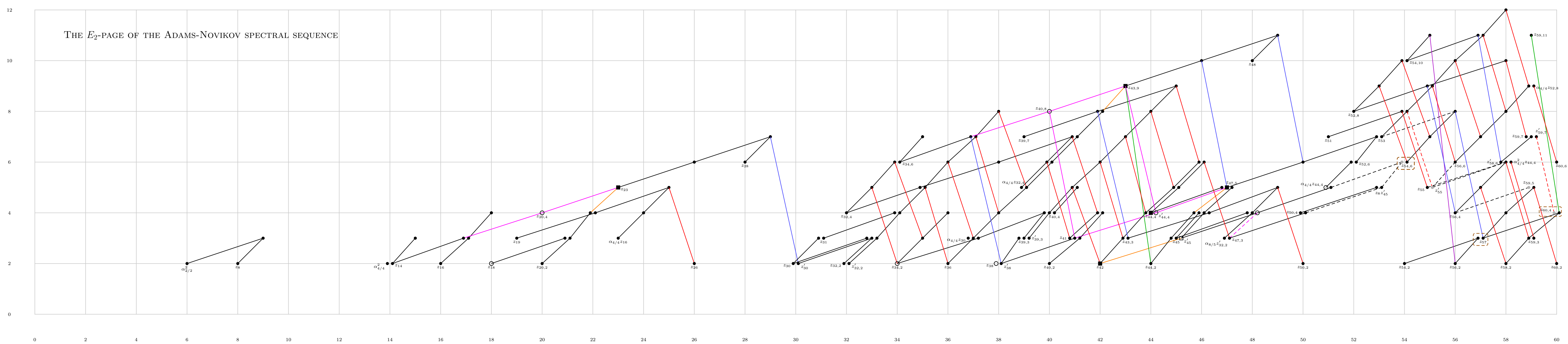
REFERENCES

- [1] Daniel C. Isaksen, *Stable stems* (2014), preprint.

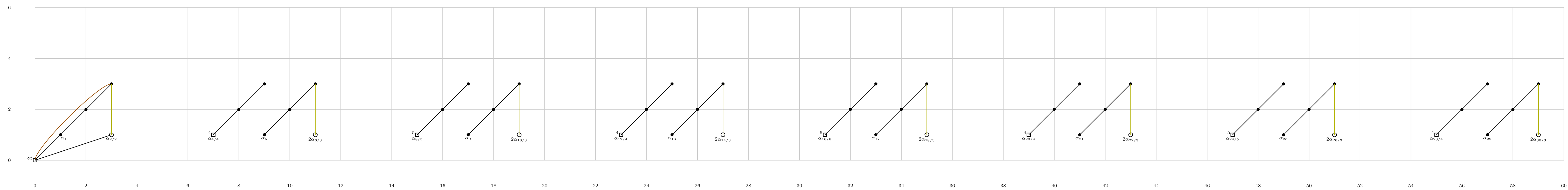
THE α FAMILY IN THE ADAMS-NOVIKOV SPECTRAL SEQUENCE



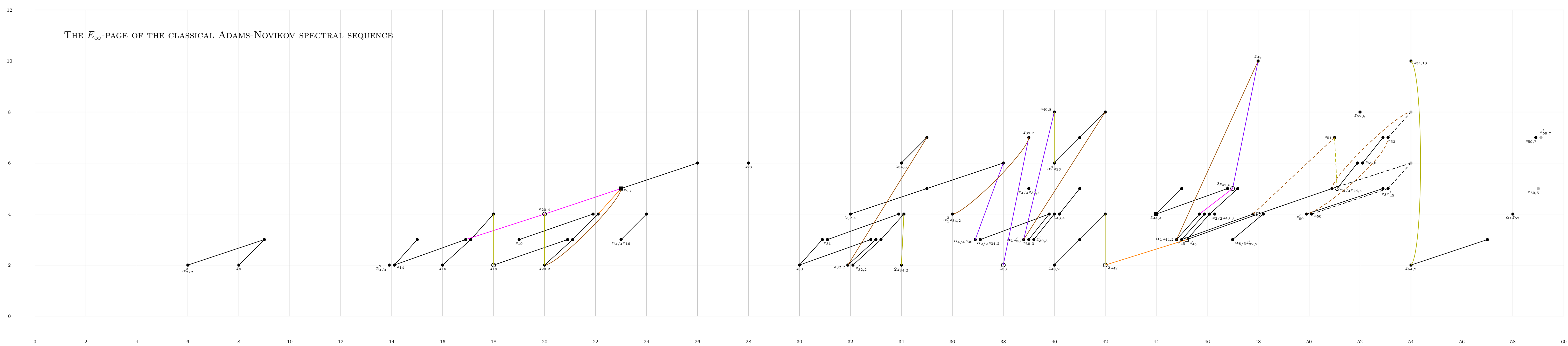
THE E_2 -PAGE OF THE ADAMS-NOVIKOV SPECTRAL SEQUENCE



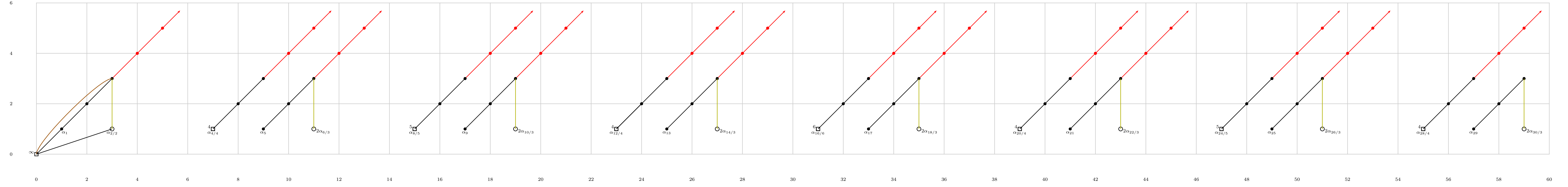
THE α FAMILY IN THE CLASSICAL ADAMS-NOVIKOV E_∞ -PAGE



THE E_∞ -PAGE OF THE CLASSICAL ADAMS-NOVIKOV SPECTRAL SEQUENCE



THE α FAMILY IN THE MOTIVIC ADAMS-NOVIKOV E_∞ -PAGE



THE E_∞ -PAGE OF THE MOTIVIC ADAMS-NOVIKOV SPECTRAL SEQUENCE

